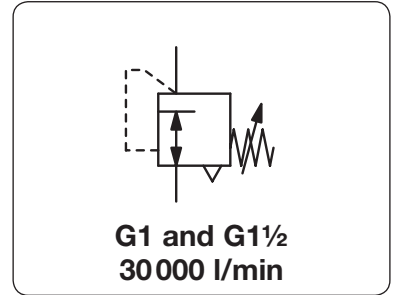


Description	Provides precision regulation in high flow and high relief applications. A sensitive rolling diaphragm and balanced inner valve assure constant outlet pressure even with supply pressure and flow fluctuations.	
Media	compressed air or non-corrosive gases	
Supply pressure	max. 18 bar, optionally max. 35 bar	
Accuracy	response sensitivity: < 2 mbar	
Air consumption	0.5% of volume flow, max. 15 l/min	
Adjustment	by T-handle with locknut	
Relieving function	relieving, optionally non-relieving	
Relief capacity	1200 l/min at 1.5 bar outlet and 0.35 bar overpressure above setpoint	
Gauge port	G¼ for outlet pressure	Mounting position any
Temperature range	0 °C to 90 °C / 32 °F to 194 °F, for appropriately conditioned compressed air down to -40 °C / -40 °F	
Material	Body: aluminium die-cast Elastomer: NBR/Buna-N, optionally FKM at 35 bar version (option X62) Inner valve: stainless steel, brass, aluminium and cadmium-plated steel	



Dimensions			K _v value (m³/h)	Flow rate		Connection thread G	Pressure range bar	Order number
A	B	C		m³/h*1	l/min*1			

Precision pressure regulator

supply pressure max. 18 bar,
relieving, with constant bleed

R102

141	287	56	11.4	1680	28000	G1	0.001 ... 0.7	R102-081
							0.03 ... 2.0	R102-08A
							0.07 ... 4.0	R102-08B
							0.14 ... 7.0	R102-08C
							0.14 ... 10.0	R102-08D
141	287	56	12.2	1800	30000	G1½	0.001 ... 0.7	R102-121
							0.03 ... 2.0	R102-12A
							0.07 ... 4.0	R102-12B
							0.14 ... 7.0	R102-12C
							0.14 ... 10.0	R102-12D



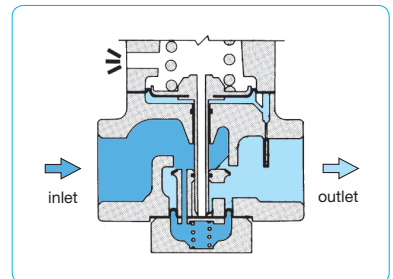
R102

Special options, add the appropriate letter

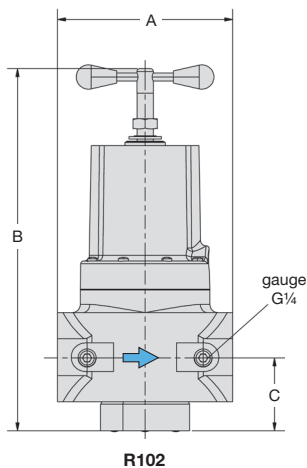
NPT	connection thread	R102-...N
non-relieving	and without constant bleed	R102-...K
supply pressure 35 bar	free of non-ferrous metal, FKM elastomer	R102-...X62
tamper-proof cap	of aluminium, adjustment by screwdriver, total height 295 mm	R102-...T

Accessories, enclosed

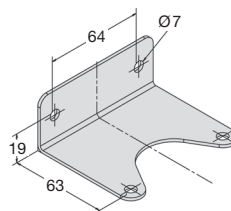
pressure gauge	Ø 63 mm, 0...*2 bar, G¼	MA6302-...*2
mounting bracket	made of steel	BW00-30



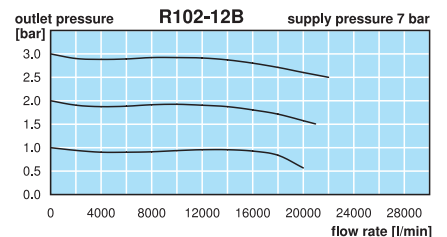
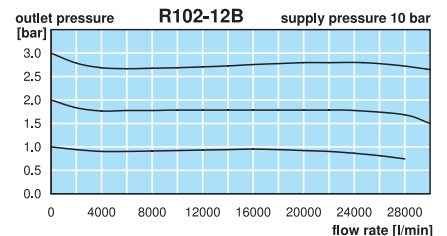
cross section



R102



BW00-30



*1 at 10 bar supply pressure and 2.8 bar outlet pressure
*2 01 = 0...1 bar, 02 = 0...2.5 bar, 04 = 0...4 bar, 10 = 0...10 bar

Gauges: see chapter for measuring devices

PDF CAD
www.aircom.net

Order example:
R102-081